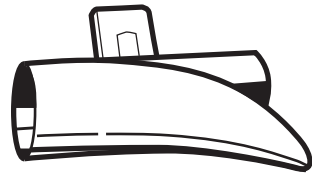
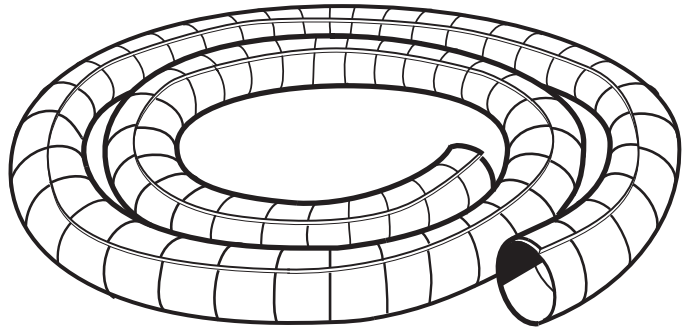


Contents:



Application Tool



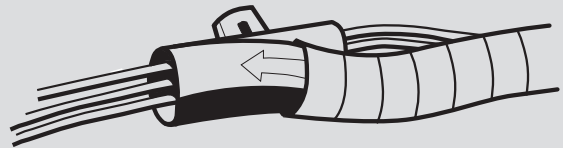
Cable Wrap

1.



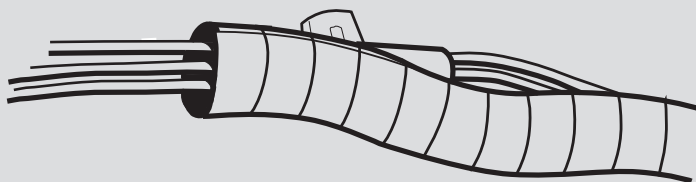
Place the cables to be wrapped inside the cylindrical part of the application tool.

2.



Insert the cable wrap in the nub of the application tool with the open side of the wrap facing the application tool.

3.



Pull the application tool along the cables to apply the cable wrap and once applied remove the application tool from the cables.